

thankful
TURKEY


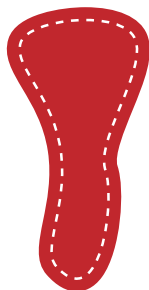

Instructions:

Step 1: Print in cardstock or stencil onto construction paper.

Step 2: Cut along the dotted lines.

Step 3: Write what you're thankful for on the feathers.

Step 4: Glue the beak, wattle and feathers to the turkey's body.



thankful
TURKEY

